



Mapping Your Retirement Destination

ING Secure Index Seven Annuity

Flexible Premium Deferred Fixed Index Annuity

ANNUITIES



Your future. Made easier.SM

Where will retirement take you?

Before and during your retirement, you plan “trips” to different places. Vacation destinations. A path to more time with friends and family. A second career, volunteer pursuits, or special interests.

Whatever your plans, mapping your route to retirement satisfaction means stopping at the right places to ensure your savings won’t run out of “gas” before you reach your destination.

The Road To Retirement

Research shows that the road to retirement satisfaction is paved with good health and financial well-being.

In particular, retirees who finance their retirement with annuities tend to maintain higher levels of satisfaction over time than those drawing income from liquid savings.¹

An ING Secure Index Seven Annuity can help provide the fuel you need to make your income last for three reasons:

1. Fixed Index Annuities Protect Your Assets

ING Secure Index Seven Annuity is a long-term fixed index annuity issued by ING USA Annuity and Life Insurance Company (ING USA). It provides you with minimum guarantees and interest potential you may not be able to find in other sources of fixed income like savings accounts, certificates of deposit and savings bonds.

2. Interest Crediting

You can choose from among five interest-crediting strategies. Each strategy credits interest to your annuity differently. You can elect more than one strategy, and re-elections of strategies are allowed during the 30 days following each contract anniversary.

3. Protection for Life

One of the biggest challenges facing investors today is providing adequate payments for retirement. That’s why ING USA offers the ING IncomeProtector Withdrawal Benefit, which can help provide and protect your current and future retirement needs.

¹ Panis, Constantijn W.A. *Annuities and Well-Being*, Pension Research Council of the Wharton School of the University of Pennsylvania, 2003.



Fueling the value of your annuity

Flexible Premium

The amount of money that you put into the ING Secure Index Seven Annuity is called the premium. Multiple premiums may be paid into this annuity. This annuity requires a minimum initial premium of at least \$15,000. Subsequent premiums must be a minimum of \$50.

100 percent of your premium is put into the contract. Your contract will receive any interest credited on your full premium.

Interest-Crediting Strategies

Fixed Rate Strategy

Premium placed in the Fixed Rate Strategy receives interest credited at a fixed rate that is declared at the beginning of each election year by the company. This strategy may be ideal if you want to know at the beginning of the year how much interest will be credited to your contract during the upcoming year.

Choice of Four Index-Linked Interest-Crediting Strategies

You also have the choice of four strategies where the interest credited to the contract is related to the increase, if any, in the S&P 500® Index during the election year. The S&P 500® Index is widely regarded as the premier benchmark for U.S. stock market performance. The index contains stocks from 500 large, leading companies in various industries.

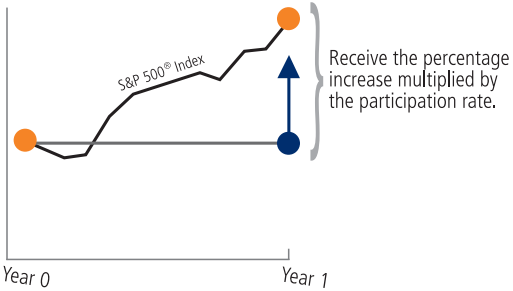
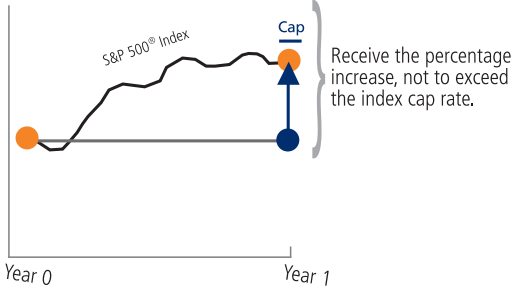
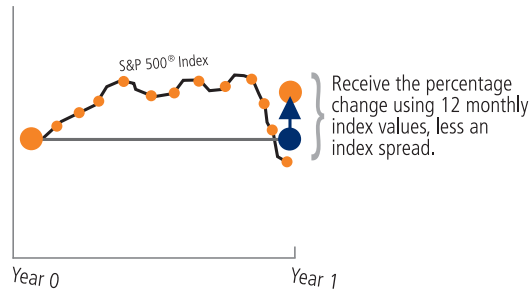
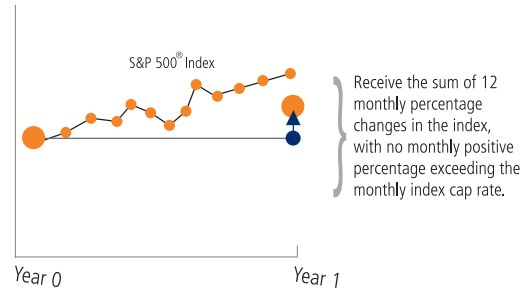
These four index-linked interest-crediting strategies offer more interest-crediting potential than the Fixed Rate Strategy in any given year, with the assurance that your interest credit can never be less than zero.

How the Interest-Crediting Strategies Work

With the index-linked interest-crediting strategies, interest is credited annually at the end of the election year. Since the interest credit is related, in part, to movements in the S&P 500® Index, the amount of interest your annuity will be credited at the end of the election year cannot be known or predicted prior to the end of the election year.

Once interest credits are made, they are protected. Neither your premium nor any previously credited interest can be diminished due to movements in the S&P 500® Index.

Look at the descriptions of the four interest-crediting strategies on the next page to see how they collectively help you potentially maximize interest-crediting potential.

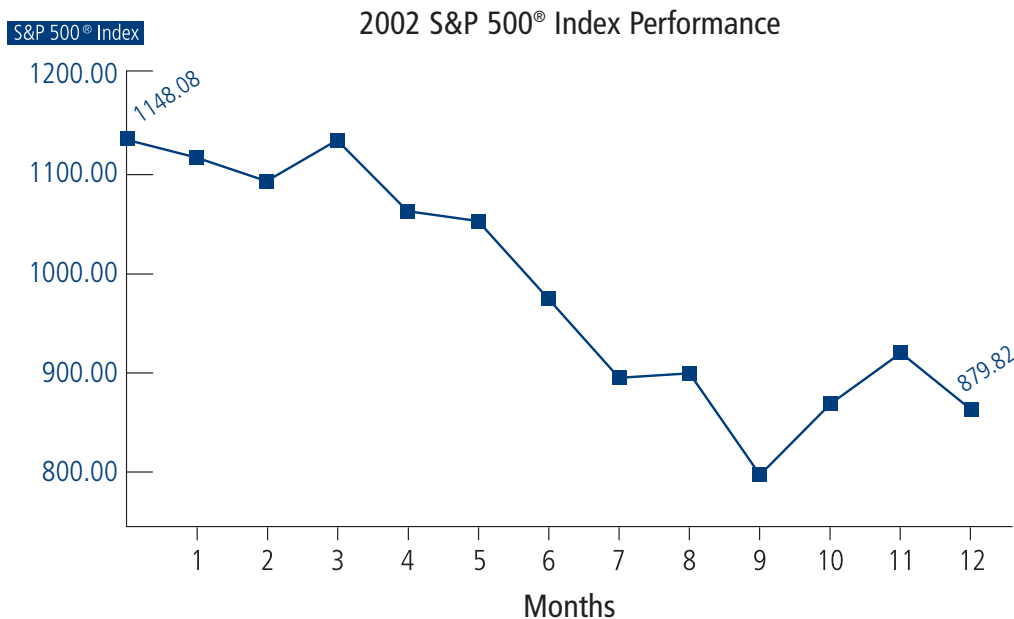
Strategy	How It Works	Advantage
<p>Point-to-Point Participation Index Strategy</p> 	<p>This strategy bases interest credits upon a predetermined percentage (called the participation rate) of the percentage change in the S&P 500® Index, as measured by comparing its value at the beginning and the end of the election year. The participation rate is declared in advance, guaranteed for one year and subject to change annually.</p>	<p>This strategy has no limit on the annual interest credit. Because there is no annual cap on the interest credit, this strategy tends to credit more interest than the other strategies in years when the market ends significantly higher than the beginning of the year.</p>
<p>Point-to-Point Cap Index Strategy</p> 	<p>This strategy bases interest credits upon the entire percentage change in the S&P 500® Index, as measured by comparing its value at the beginning and the end of the election year, not to exceed a predetermined annual index cap rate. The index cap is declared in advance, guaranteed for one year and subject to change annually.</p>	<p>This strategy provides 100% index participation up to an annual index cap. It tends to credit more interest than the other strategies in years when the market return is near or below the maximum.</p>
<p>Monthly Average Index Strategy</p> 	<p>Instead of just comparing the S&P 500® Index value on two dates, this strategy compares the index value at the beginning of the election year to an average of 12 index values occurring each month throughout the election year. The interest credit is the entire return by this measurement, less a predetermined annual index spread. The index spread is declared in advance, guaranteed for one year and subject to change annually.</p>	<p>This strategy has no limit on the annual interest credit. It tends to credit more interest than the other strategies in years when the S&P 500® Index posts most of its gains early in the year or in years when the S&P 500® Index drops sharply late in the year.</p>
<p>Monthly Cap Index Strategy</p> 	<p>This strategy bases interest credits upon the sum of 12 monthly percentage changes in the S&P 500® Index occurring during the indexing period, as measured by comparing its value at each monthly anniversary with its value at the prior monthly anniversary. The sum of the Monthly Index changes used to calculate your index credit may be significantly different than the annual change in the Index. The index credit is calculated over the indexing period, NOT the calendar year.</p> <p>A monthly cap is applied to positive monthly changes, but a floor is not applied to negative monthly changes. As a result, negative monthly changes may cause the index credit for this strategy to be zero for the indexing period even if the overall annual index change is positive. The monthly index cap rate is declared in advance, guaranteed for one year, and subject to change annually.</p>	<p>This strategy provides 100% participation in monthly S&P 500® Index increases up to a monthly index cap. It tends to credit more interest than the other strategies in years when the S&P 500® Index displays stable and steady growth throughout the year.</p>

Case Studies

With the ING Secure Index Seven Annuity, you have access to five different interest-crediting strategies. Let's see how each of these strategies might work in different markets. The following case studies assume a Fixed Rate Strategy interest rate of 3.0%, a Participation Rate of 40%, an Index Cap of 8.00%, an Index Spread of 4.00% and a Monthly Cap of 2.30%.

Fixed Rate Strategy

In 2002, the market ended significantly lower than at the beginning of the year. The graph below shows the annual performance of the index.

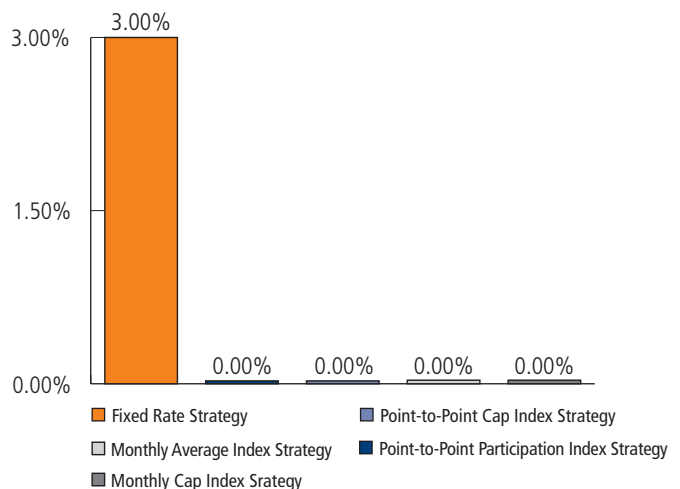


How It Works

Despite the negative performance, the assumption is that the fixed rate strategy would have received a credit of 3.0%. That's because the premium would have earned a rate that was declared at the beginning of the year by the company and guaranteed for 12 months.

When there is a negative change in the index, the fixed rate strategy can credit more interest than the other strategies. Due to the performance of the index in 2002, the other strategies would not have credited any interest.

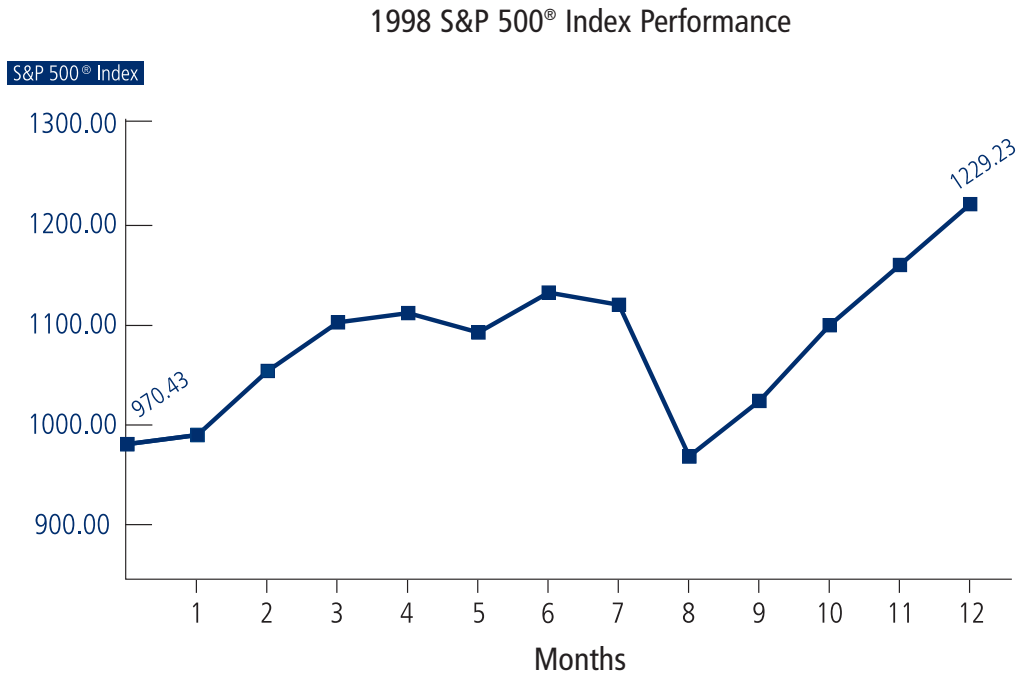
Interest Credit in 2002



Historical performance of the S&P 500® Index should not be considered a representation of current or future performance of the Index or of your annuity. Hypothetical annual changes effective 2002. Since this product was not available in 2002, performance is based on hypothetical past performance only and is not an indication of current or future results. This example assumes no withdrawals were made and is an example only.

Point-to-Point Participation Index Strategy

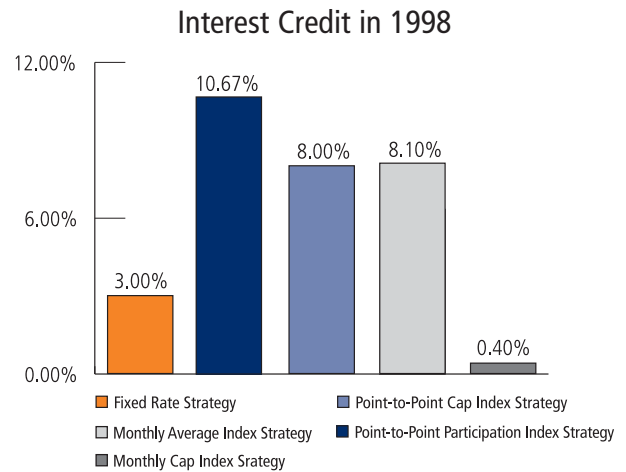
This strategy bases interest credits upon the participation rate times the annual index change, if any, in the S&P 500® Index. In 1998, the S&P 500® Index ended significantly higher than at the beginning of the year. The graph below shows the annual performance of the index.



The Point-to-Point Participation Index Strategy would have credited more interest than the other strategies in 1998 based on the performance of the index.

How it Works

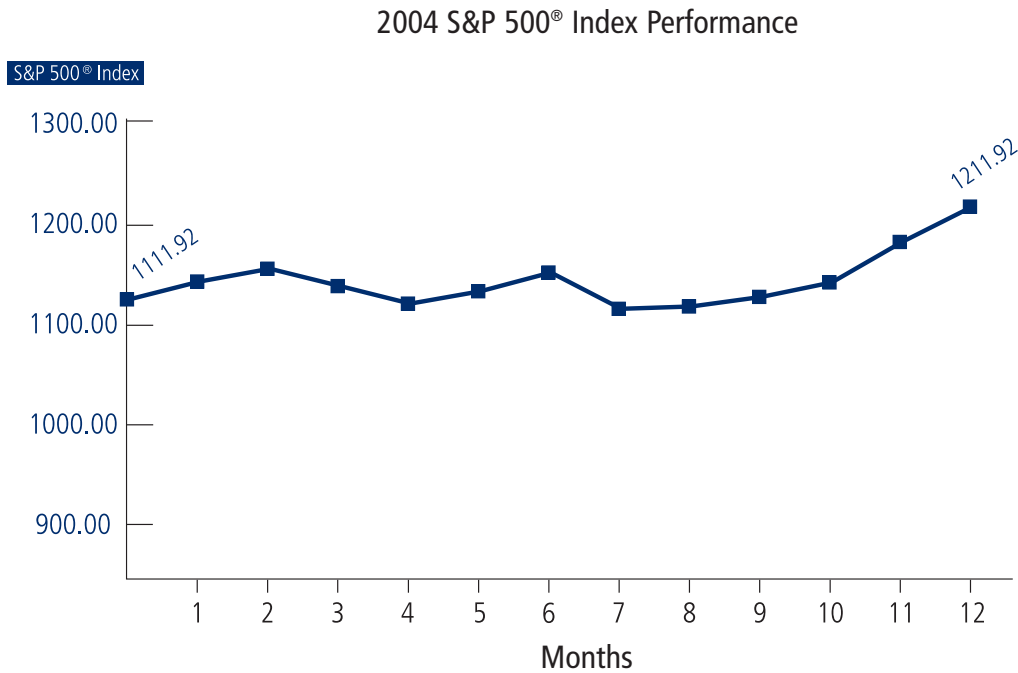
In 1998, the S&P 500® Index increased by 26.67%. Applying the participation rate of 40%, the interest credited under the Point-to-Point Participation Index Strategy would have been 10.67%.



Historical performance of the S&P 500® Index should not be considered a representation of current or future performance of the Index or of your annuity. Hypothetical annual changes effective 1998. Since this product was not available in 1998, performance is based on hypothetical past performance only and is not an indication of current or future results. This example assumes no withdrawals were made and is an example only.

Point-to-Point Cap Index Strategy

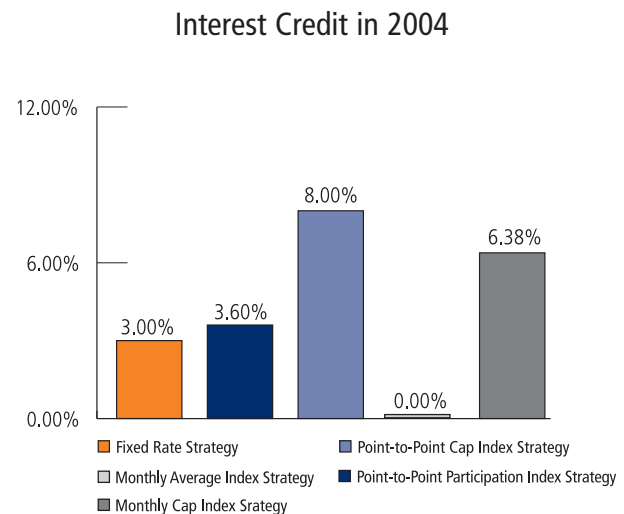
This strategy bases interest credits upon the annual index change, if any, in the S&P 500® Index up to the annual index cap rate. The graph below shows the annual performance of the index.



Because the performance of the S&P 500® Index was near the index cap in 2004, the Point-to-Point Cap Index Strategy would have credited more interest than the other strategies.

How it Works

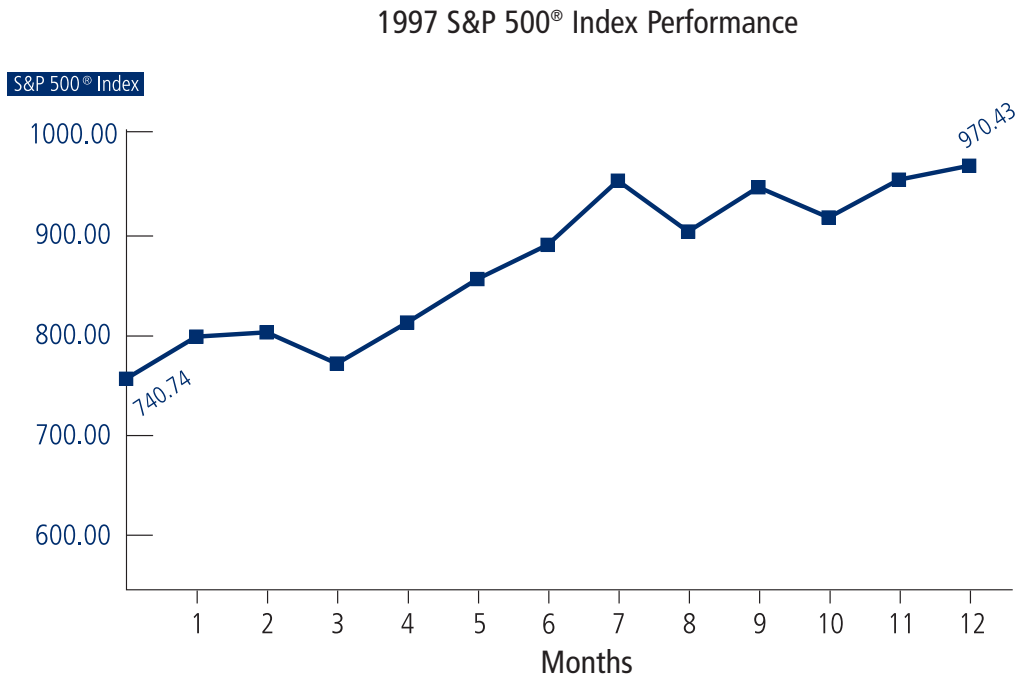
In 2004, the S&P 500® Index increased by 8.99%. The interest credited with the Point-to-Point Cap Index Strategy would have been capped at 8.00%.



Historical performance of the S&P 500® Index should not be considered a representation of current or future performance of the Index or of your annuity. Hypothetical annual changes effective 2004. Since this product was not available in 2004, performance is based on hypothetical past performance only and is not an indication of current or future results. This example assumes no withdrawals were made and is an example only.

Monthly Average Index Strategy

This strategy bases interest credits on the comparison of the index value at the beginning of the contract year to an average of 12 monthly index values. The graph below shows the performance of the S&P 500® Index in 1997.



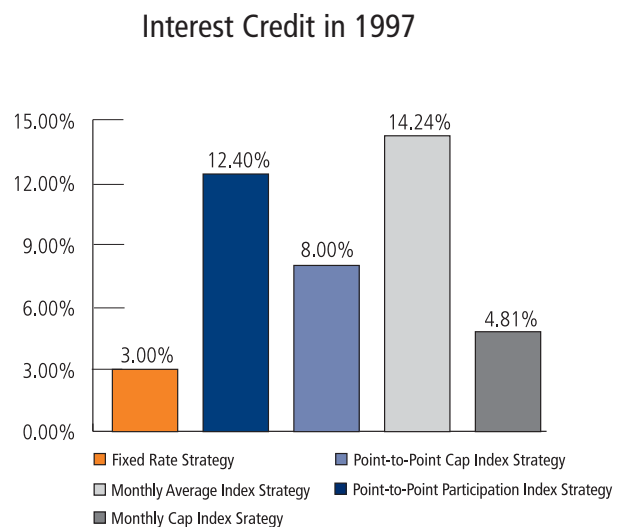
Because the S&P 500® Index displayed stable and steady growth throughout the year, the Monthly Average Index Strategy would have credited more interest than the other strategies.

How it Works

In 1997, the monthly index values were:

January	786.16	July	954.31
February	790.82	August	899.47
March	757.12	September	947.28
April	801.34	October	914.62
May	848.28	November	955.40
June	885.14	December	970.43

The average of these twelve values is 875.86, which is 18.24% above the S&P 500® Index value at the beginning of the year. Assuming a spread of 4.00%, the interest credit would have been 14.24%.

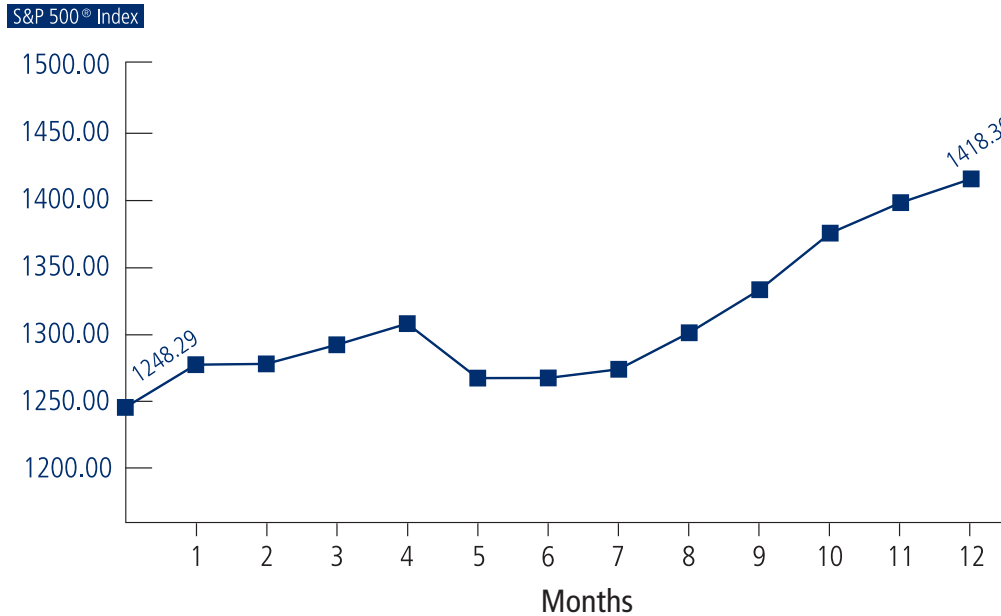


Historical performance of the S&P 500® Index should not be considered a representation of current or future performance of the Index or of your annuity. Hypothetical annual changes effective 1997. Since this product was not available in 1997, performance is based on hypothetical past performance only and is not an indication of current or future results. This example assumes no withdrawals were made and is an example only.

Monthly Cap Index Strategy

This strategy bases interest credits upon the sum of 12 monthly percentage changes in the S&P 500® Index occurring during the indexing period, as measured by comparing its value at each monthly anniversary with its value at the prior monthly anniversary. The graph below shows the performance of the S&P 500® Index in 2006.

2006 S&P 500® Index Performance



Because the S&P 500® Index displayed a significant number of positive and very few negative monthly changes in the index throughout the year, the Monthly Cap Index Strategy would have credited more interest than the other strategies.

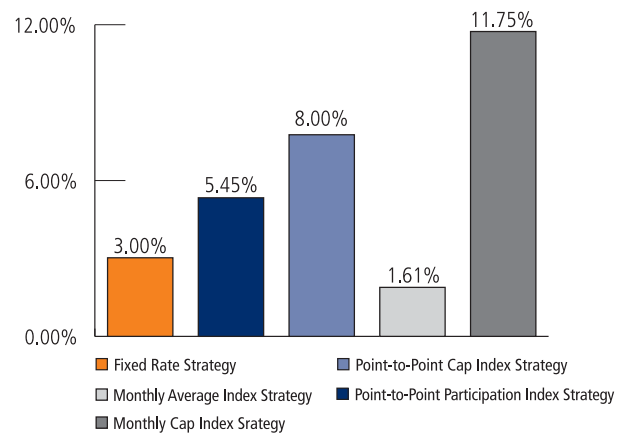
How it Works

The following table shows the calculation of annual index credits for the Monthly Cap Index Strategy. Assume that the monthly index cap is 2.30% for the indexing period.

Month	Index Number	Index Change	Monthly Cap Index Change
1	1,280.08	2.55%	2.30%
2	1,280.66	0.05%	0.05%
3	1,294.87	1.11%	1.11%
4	1,310.61	1.22%	1.22%
5	1,270.09	-3.09%	-3.09%
6	1,270.20	0.01%	0.01%
7	1,276.66	0.51%	0.51%
8	1,303.82	2.13%	2.13%
9	1,335.85	2.46%	2.30%
10	1,377.94	3.15%	2.30%
11	1,400.63	1.65%	1.65%
12	1,418.30	1.26%	1.26%

Sum of Monthly Cap Index Change = 11.75%
 Annual Index Credit = 11.75%

Interest Credit in 2006



Historical performance of the S&P 500® Index should not be considered a representation of current or future performance of the Index or of your annuity. Hypothetical annual changes effective 2006. Since this product was not available in 2006, performance is based on hypothetical past performance only and is not an indication of current or future results. This example assumes no withdrawals were made and is an example only.

Access to Your Money

Penalty-Free Withdrawals

During the first contract year, you may make withdrawals of interest that has been credited to your annuity's Fixed Rate Strategy only. After the first contract year, you may withdraw, per contract year, up to 10 percent of the accumulation value (including any previous withdrawals in the contract year). Any surrender charge would not be imposed on these withdrawals. Withdrawals may be subject to Federal/State income tax and, if taken prior to age 59 1/2, an additional 10 percent Federal penalty tax.

Any withdrawal in excess of these limits in any of the first seven contract years will cause a surrender charge to apply to the excess amount withdrawn during that contract year. The surrender charges will apply to the sum of all withdrawals in the year of a full surrender. The surrender charge is a percentage of the accumulation value surrendered and declines over time as follows:

Year	1	2	3	4	5	6	7	8+
Charge %	10%	10%	10%	10%	9%	8%	7%	0%

You may withdraw up to your entire accumulation value after the seventh contract year without any surrender charge.

Nursing Home Waiver and Terminal Illness Waiver

The surrender charge is waived upon owner request if the owner becomes hospitalized or confined to an eligible nursing home for at least 45 days during any continuous 60-day period or diagnosed with a terminal illness (life expectancy of 12 months or less) on or after the first contract anniversary. (Not available in Massachusetts and Pennsylvania.)

Points of Interest

Earn More with Tax-Deferral

Your money gets the triple benefit of tax-deferral.

1. You earn interest on your premium.
2. You earn interest on the interest that's credited to your annuity.
3. And you earn interest on your tax savings.

Many Payment Options

Payments for life ... or for a specific time ... is up to you.

You can convert your annuity into payments based on your needs. The conversion may be done any time after the first contract year.

Only an annuity can provide you with **guaranteed monthly payments** for the rest of your life.

Once payments begin, they are guaranteed by ING USA Annuity and Life Insurance Company. You will have access only to these values.

Death Benefit Protection

If the owner dies, we pay the **full accumulation value** directly to the beneficiary.

Plus, the cost and delay of probate may be minimized.

IRAs and other qualified plans already provide tax-deferral like that provided by an annuity. Additional features and benefits such as contract guarantees, death benefits and the ability to receive a lifetime income are contained within the annuity for a cost. Please be sure the features and costs of the annuity are right for you when considering the purchase of the annuity.

Features

Product Concept	Flexible premium deferred fixed index annuity with a choice of five interest-crediting strategies: Fixed Rate; Point-to-Point Participation Index; Point-to-Point Cap Index; Monthly Cap Index and Monthly Average Index.																		
Issue Ages	0–80 owner and annuitant																		
Premium	<ul style="list-style-type: none"> • \$15,000 minimum initial premium • \$50 minimum subsequent premium • No minimum premium per strategy • \$1 million maximum premium without prior home office approval <p>Additional premium payments are credited with their own separate interest rate, index cap, monthly cap, participation rate and index spread for their own indexing period. For each premium, interest is credited based on the new money rate in effect at the time the premium is received and is guaranteed for one year.</p>																		
Premium Banding	<p>ING Secure Index Seven Annuity is banded, which means the more premiums you place in the contract, the more favorable index caps, monthly caps, index spreads and participation rates you may receive, giving you more credited interest potential.</p> <ul style="list-style-type: none"> • Low Band: \$15,000–\$74,999 • High Band: \$75,000 plus <p>The total premiums paid during the first contract year will be used to determine premium banding.</p>																		
Interest Rate Guarantee Period	Annual reset (all strategies)																		
Death Benefit	Upon death of the owner, the greater of the accumulation value or minimum guaranteed contract value is paid to the beneficiary, potentially avoiding the delay and expense of probate.																		
Minimum Guaranteed Contract Value	The cash surrender value will not be less than 100% of all premiums less withdrawals, surrender charges and premium taxes, if applicable, accumulated at the applicable minimum guaranteed strategy value rate for the first seven contract years. The initial minimum guaranteed strategy value rates are set at contract issue and will not change for seven years (subject to change annually thereafter).																		
Fixed Rate Strategy Minimum Guaranteed Interest Rate	The Fixed Rate Strategy's minimum guaranteed interest rate is 1.5% and is not tied to the minimum guaranteed strategy value rates. The interest rate credited to the Fixed Rate Strategy will be at least equal to the minimum guaranteed interest rate.																		
ING IncomeProtector Withdrawal Benefit	Available for an additional annual cost calculated as a percentage of the minimum guaranteed withdrawal base to provide flexible, guaranteed income for life. Minimum issue age is 50. May not be available in all states.																		
Free Withdrawal Provision	<p>In the first contract year, interest only can be withdrawn from the Fixed Rate Strategy. After the first contract year, the owner can withdraw up to 10% of the accumulation value each contract year without a surrender charge. If the total partial withdrawals in any contract year exceed the free amount, surrender charges will apply to the excess amount withdrawn in that contract year. The surrender charges will apply to the sum of all withdrawals in the year of a full surrender. Any withdrawal taken prior to the end of an indexing period will not be credited with index interest for that period.</p> <p>Withdrawals may be subject to Federal/State income tax and, if taken prior to age 59½, an additional 10% Federal penalty tax. Federal law requires that withdrawals be taken first from interest credited. All distributions from qualified annuities may be taxable. State premium taxes may reduce the final value of the annuity.</p>																		
Surrender Charge (% of accumulation value)	<table border="1"> <thead> <tr> <th>Contract Year</th> <th>1</th> <th>2</th> <th>3</th> <th>4</th> <th>5</th> <th>6</th> <th>7</th> <th>8+</th> </tr> </thead> <tbody> <tr> <td>Percentage</td> <td>10</td> <td>10</td> <td>10</td> <td>10</td> <td>9</td> <td>8</td> <td>7</td> <td>0</td> </tr> </tbody> </table> <p>Charges may differ for some states and for ages 56 plus.</p>	Contract Year	1	2	3	4	5	6	7	8+	Percentage	10	10	10	10	9	8	7	0
Contract Year	1	2	3	4	5	6	7	8+											
Percentage	10	10	10	10	9	8	7	0											
Annuitization	Annuitization is a payout option you can choose instead of taking a lump sum payment. It may spread out your distribution over a number of years or for life, depending on the payout option you select. If you annuitize your contract prior to contract year eight, the cash surrender value will be applied to the payout option. Annuitization is available after the first contract year.																		
Cash Surrender Value	The cash surrender value equals the greater of the accumulation value less any surrender charge or the minimum guaranteed contract value.																		
Nursing Home Waiver Terminal Illness Waiver	These features guarantee the owner access to the accumulation value of the annuity, with no surrender charge, if the owner becomes hospitalized or confined to an eligible nursing home for at least 45 days during any continuous 60-day period or diagnosed with a terminal illness (life expectancy of 12 months or less) on or after the first contract anniversary. These features are available in all states except Massachusetts and Pennsylvania.																		

Client Services

Our friendly Customer Service staff is ready to help you at 1-800-369-5303. You have access to 24-hour automated telephone customer service. Additionally, you will receive annual statements.

ING USA Annuity
and Life Insurance Company
909 Locust Street
Des Moines, IA 50309

Contract is issued by ING USA Annuity and Life Insurance Company.

Guarantees are based on the claims-paying ability of ING USA Annuity and Life Insurance Company.

This is a summary only. Read the contract for complete details. The product and its features may not be available in all states and are subject to change.

Withdrawals may be subject to Federal/State income tax and, if taken prior to age 59 1/2, an additional 10% Federal penalty tax.

Withdrawals do not participate in index interest. Federal law requires that withdrawals be taken first from interest credited. All distributions from qualified annuities may be taxable. State premium taxes may reduce the final value of your annuity.

IRAs and other qualified plans already provide tax-deferral like that provided by an annuity. Additional features and benefits such as contract guarantees, death benefits and the ability to receive a lifetime income are contained within the annuity for a cost. Please be sure the features and costs of the annuity are right for you when considering the purchase of the annuity.

Neither the company nor its agents or representatives can provide tax, legal or accounting advice. Please consult your attorney or tax advisor about your specific circumstances.

The contract does not directly participate in any stock or equity products. For premium elected to the index strategies, no interest is credited in the current election year if the contract is annuitized, surrendered or re-elected prior to the end of the respective election anniversary. The interest rate, index cap, monthly cap, participation rate and index spread are set at the beginning of the indexing period, are guaranteed for the first indexing period and may change for future indexing periods.

Standard & Poor's[®], "S&P[®]", "S&P 500[®]", "Standard & Poor's 500", and "500" are trademarks of The McGraw-Hill Companies, Inc. and have been licensed for use by ING USA Annuity and Life Insurance Company. The Product is not sponsored, endorsed, sold or promoted by Standard & Poor's and Standard & Poor's makes no representation regarding the advisability of investing in the Product. The S&P 500 Index does not reflect dividends paid on the underlying stock.

Contract Form Series: IU-IA-3034, IU-RA-3059, IU-RA-3060, IU-RA-3059 (08/08), IU-RA-3060 (08/08).

© 2008 ING North America Insurance Corporation

